



User's Manual

Click Me



Video

Click Me



UL62368-1 BS EN/EN62368-1 CNS15598-1 J62368-1 K60950-1 AS/NZS62368.1 GB4943.1 IS13252



IEC62368-1 TPTC004

Energy Verified
Rendement
Énergétique Vérifié



■ Features

- **Global certificates**
- Universal AC input / Full range
- 3 pole AC inlet IEC320-C14, Class I power unit
- No load power consumption < 0.075W
- **Energy efficiency Level VI**
- Comply with EISA 2007/DoE, NRCAN, Korea K-MEPS, AU/NZ MEPS, EU ErP and CoC Version 5
- Protections: Short circuit / Overload / Over voltage
- Fully enclosed plastic case
- Pass LPS
- -30~+70°C wide range working temperature
- LED indicator for power on
- **Various DC plug quick adapter accessory available**
(Plug kit sold separately, please refer to : https://www.meanwell.com/upload/pdf/DC_plug.pdf)
- 3 years warranty

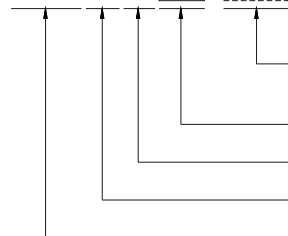
■ Description

GST25A is a highly reliable, 25W desktop style single-output green adaptor series. This product is a class I power unit (with FG), equipped with a standard IEC320-C14 AC inlet and adopting the input range from 85VAC to 264VAC. The entire series supplies different models with output voltages ranging between 5VDC and 48VDC that can satisfy the demands for various types of consumer electronic devices.

With the efficiency up to 89% and the extremely low no-load power consumption below 0.075W, GST25A is compliant with USA EISA 2007/DoE, Canada NRCAN, Australia and New Zealand MEPS, Korea K-MEPS, EU ErP, and Code of Conduct (CoC) Version 5. The supreme feature allows the adaptor to save the energy when it is either under the operating mode or the standby mode. The entire series utilizes the 94V-0 flame retardant plastic case. GST25A is certified for the international safety regulations.

■ Model Encoding

GST 25 A 05 -P1J



DC plug type { P1J: Standard model, 2.1 ϕ x 5.5 ϕ x 11 mm, C+, tuning fork type
Other options available by customer requested (see Page 4~5)

Output voltage
IEC320-C14 AC inlet
Rated wattage
Series name

■ Applications

- Consumer electronic devices
- Telecommunication devices
- Office facilities
- Industrial equipments

■ GTIN CODE

MW Search: <https://www.meanwell.com/serviceGTIN.aspx>



SPECIFICATION

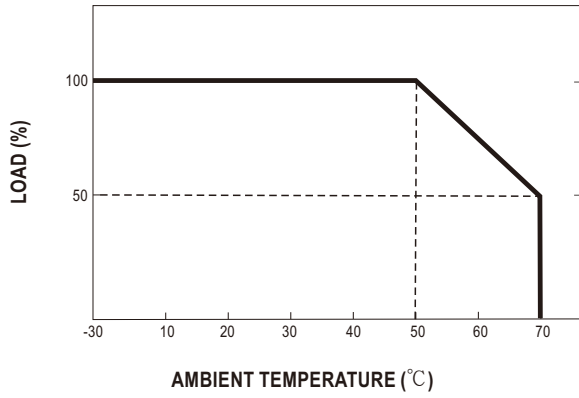
| ORDER NO. | GST25A05-P1J | GST25A07-P1J | GST25A09-P1J | GST25A12-P1J | GST25A15-P1J | GST25A18-P1J | GST25A24-P1J | GST25A28-P1J | GST25A48-P1J | | |
|----------------------------------|--|---|--|----------------|--------------|--------------|---|-------------------------------------|--|-----------|--|
| OUTPUT | SAFETY MODEL NO. | GST25A05 | GST25A07 | GST25A09 | GST25A12 | GST25A15 | GST25A18 | GST25A24 | GST25A28 | GST25A48 | |
| | DC VOLTAGE Note.2 | 5V | 7.5V | 9V | 12V | 15V | 18V | 24V | 28V | 48V | |
| | RATED CURRENT | 4.0A | 2.93A | 2.55A | 2.08A | 1.66A | 1.38A | 1.04A | 0.89A | 0.52A | |
| | CURRENT RANGE | 0 ~ 4.0A | 0 ~ 2.93A | 0 ~ 2.55A | 0 ~ 2.08A | 0 ~ 1.66A | 0 ~ 1.38A | 0 ~ 1.04A | 0 ~ 0.89A | 0 ~ 0.52A | |
| | RATED POWER (max.) | 20W | 22W | 23W | 25W | 25W | 25W | 25W | 25W | 25W | |
| | RIPPLE & NOISE (max.) Note.3 | 80mVp-p | 80mVp-p | 80mVp-p | 80mVp-p | 100mVp-p | 100mVp-p | 150mVp-p | 150mVp-p | 150mVp-p | |
| | VOLTAGE TOLERANCE Note.4 | ±5.0% | ±5.0% | ±5.0% | ±3.0% | ±3.0% | ±3.0% | ±2.0% | ±2.0% | ±2.0% | |
| | LINE REGULATION Note.5 | ±1.0% | ±1.0% | ±1.0% | ±1.0% | ±1.0% | ±1.0% | ±1.0% | ±1.0% | ±1.0% | |
| | LOAD REGULATION Note.6 | ±5.0% | ±5.0% | ±5.0% | ±3.0% | ±3.0% | ±3.0% | ±2.0% | ±2.0% | ±2.0% | |
| SETUP, RISE, HOLD UP TIME | 1000ms, 30ms, 50ms/230VAC 1500ms, 30ms, 15ms/115VAC at full load | | | | | | | | | | |
| INPUT | VOLTAGE RANGE Note.7 | 85 ~ 264VAC | | | | | | | | | |
| | FREQUENCY RANGE | 47 ~ 63Hz | | | | | | | | | |
| | EFFICIENCY (Typ.) | 81.5% | 84.5% | 85% | 86.5% | 87% | 87% | 88% | 88% | 89% | |
| | AC CURRENT | 0.6A / 115VAC | | 0.35A / 230VAC | | | | | | | |
| | INRUSH CURRENT (max.) | Cold start 35A / 115VAC | | 65A / 230VAC | | | | | | | |
| | LEAKAGE CURRENT(max.) | 0.75mA / 240VAC | | | | | | | | | |
| PROTECTION | OVERLOAD | 110 ~ 150% rated output power Protection type : Hiccup mode, recovers automatically after fault condition is removed | | | | | | | | | |
| | OVER VOLTAGE | 110 ~ 140% rated output voltage Protection type : Clamp by zener diode | | | | | | | | | |
| ENVIRONMENT | WORKING TEMP. | -30 ~ +70°C (Refer to "Derating Curve") | | | | | | | | | |
| | WORKING HUMIDITY | 20% ~ 90% RH non-condensing | | | | | | | | | |
| | STORAGE TEMP., HUMIDITY | -40 ~ +85°C, 10 ~ 95% RH non-condensing | | | | | | | | | |
| | TEMP. COEFFICIENT | ±0.03% / °C (0 ~ 50°C) | | | | | | | | | |
| | VIBRATION | 10 ~ 500Hz, 2G 10min./1cycle, period for 60min. each along X, Y, Z axes | | | | | | | | | |
| SAFETY & EMC (Note. 9) | SAFETY STANDARDS Note. 8 | UL62368-1, CSA C22.2 No.62368-1, TUV BS EN/EN62368-1, BSMI CNS15598-1, CCC GB4943.1, PSE J62368-1, AS/NZS 62368.1, BIS IS13252, KC K60950-1, EAC TP TC 004 approved | | | | | | | | | |
| | WITHSTAND VOLTAGE | I/P-O/P:4242VDC, I/P-FG:2121VDC | | | | | | | | | |
| | ISOLATION RESISTANCE | I/P-O/P, I/P-FG:100M Ohms / 500VDC / 25°C / 70% RH | | | | | | | | | |
| | EMC EMISSION | Parameter | Standard | | | | | | Test Level / Note | | |
| | | Conducted emission | BS EN/EN55032(CISPR32), FCC PART 15 / CISPR22 CAN ICES-3(B)/NMB-3(B), CNS15936, GB17625.1 EAC TP TC 020, MSIP KN32 | | | | | | Class B | | |
| | | Radiated emission | BS EN/EN55032(CISPR32), FCC PART 15 / CISPR22 CAN ICES-3(B)/NMB-3(B), CNS15936, GB17625.1 EAC TP TC 020, MSIP KN32 | | | | | | Class B | | |
| | | Harmonic current | BS EN/EN61000-3-2, GB9254 | | | | | | Class A | | |
| | EMC IMMUNITY | BS EN/EN55035 | | | | | | | | | |
| | | Parameter | Standard | | | | | | Test Level / Note | | |
| | | ESD | BS EN/EN61000-4-2 | | | | | | Level 3, 8KV air; Level 2, 4KV contact | | |
| RF field susceptibility | | BS EN/EN61000-4-3 | | | | | | Level 2, 3V/m | | | |
| EFT bursts | | BS EN/EN61000-4-4 | | | | | | Level 2, 1KV | | | |
| Surge susceptibility | | BS EN/EN61000-4-5 | | | | | | Level 3, 1KV/Line-Line, 2KV/Line-FG | | | |
| Conducted susceptibility | | BS EN/EN61000-4-6 | | | | | | Level 2, 3V | | | |
| Magnetic field immunity | | BS EN/EN61000-4-8 | | | | | | Level 2, 3A/m | | | |
| Voltage dips, interruption | BS EN/EN61000-4-11 | | | | | | >95% dip 0.5 periods, 30% dip 25 periods, >95% interruptions 250 periods | | | | |
| OTHERS | MTBF | 3879.7K hrs min. Telcordia SR-332 (Bellcore); 674.6K hrs min. MIL-HDBK-217F (25°C) | | | | | | | | | |
| | DIMENSION | 93*54*36mm (L*W*H) | | | | | | | | | |
| | PACKING | 209g; 60pcs/13.5Kg/1.02CUFT | | | | | | | | | |
| CONNECTOR | PLUG | See page 4~5; Other type available by customer requested | | | | | | | | | |
| | CABLE | See page 4~5; Other type available by customer requested | | | | | | | | | |
| NOTE | <p>1.All parameters are specified at 230VAC input, rated load, 25°C 70% RH ambient.</p> <p>2.DC voltage: The output voltage set at point measure by plug terminal & 50% load.</p> <p>3.Ripple & noise are measured at 20MHz by using a 12" twisted pair terminated with a 0.1 μF & 47 μF capacitor.</p> <p>4.Tolerance: includes set up tolerance, line regulation, load regulation.</p> <p>5.Line regulation is measured from low line to high line at rated load.</p> <p>6.Load regulation is measured from 10% to 100% rated load.</p> <p>7.Derating may be needed under low input voltage. Please check the derating curve for more details.</p> <p>8.The power supply is considered as an independent unit, but the final equipment still need to re-confirm that the whole system complies with the EMC directives. For guidance on how to perform these EMC tests, please refer to "EMI testing of component power supplies." (as available on https://www.meanwell.com/Upload/PDF/EMI_statement_en.pdf)</p> <p>※ Product Liability Disclaimer : For detailed information, please refer to https://www.meanwell.com/serviceDisclaimer.aspx</p> | | | | | | | | | | |



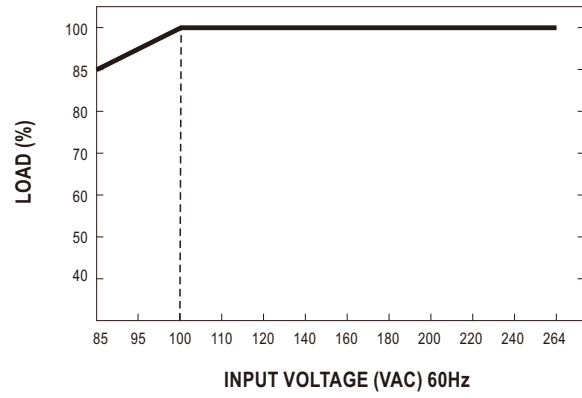
25W AC-DC Reliable Green Industrial Adaptor

GST25A series

Derating Curve




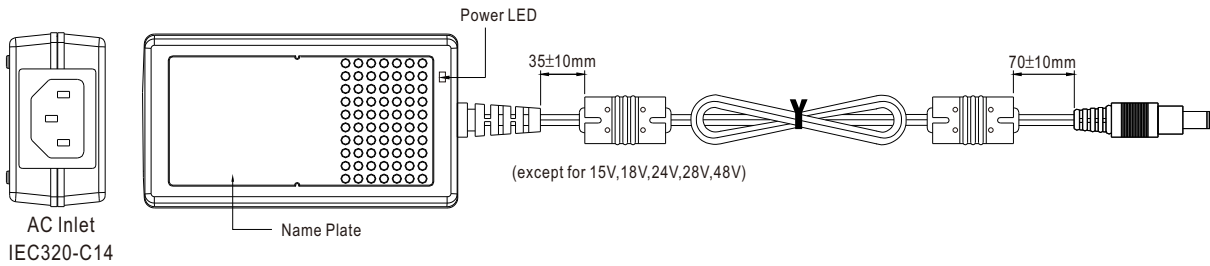
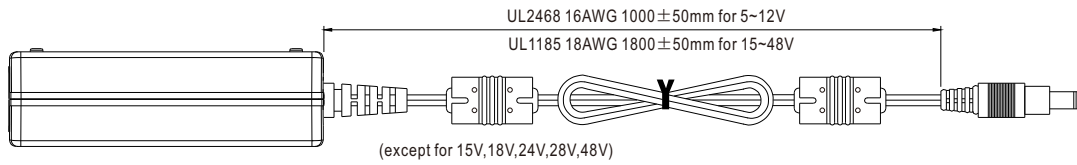
Static Characteristics



Mechanical Specification

(Unit: mm, tolerance ± 1 mm)

Case No. GSM36





■ DC output plug

◎ Standard plug: P1J

| P1J | Pin Assignment |
|-----|---|
| | |
| | Outside Inside -V not connected to AC FG (standard) -V connected to AC FG (optional) |

◎ DC plug changeable through:

- (1) Customization of the standard part with an optional DC plug according to the table (MOQ applicable)
- (2) Quick adapter accessory (sold separately without MOQ)

Please refer to below table and online selection guide : https://www.meanwell.com/upload/pdf/DC_plug.pdf

Example quick adapter accessory:



◎ Optional DC plug: (Available in customized cable or quick adapter)

| Tuning Fork Style | Type No. | A | B | C | Quick Adapter Accessory | |
|-------------------|---------------------|------------|------|------|--|-------|
| | | OD | ID | L | | |
| | P1I (Straight) | 5.5 | 2.1 | 9.5 | Available (Current rating: 7.5A max.) | |
| | P1L (Straight) | 5.5 | 2.5 | 9.5 | | |
| | P1M (Straight) | 5.5 | 2.5 | 11.0 | | |
| | P1IR (Right-angled) | 5.5 | 2.1 | 9.5 | | |
| | P1JR (Right-angled) | 5.5 | 2.1 | 11.0 | | |
| | P1LR (Right-angled) | 5.5 | 2.5 | 9.5 | | |
| | P2I (Straight) | 5.5 | 2.1 | 9.5 | None | |
| | P2J (Straight) | 5.5 | 2.1 | 11.0 | | |
| | P2L (Straight) | 5.5 | 2.5 | 9.5 | | |
| | P2M (Straight) | 5.5 | 2.5 | 11.0 | | |
| | P2IR (Right-angled) | 5.5 | 2.1 | 9.5 | | |
| | P2JR (Right-angled) | 5.5 | 2.1 | 11.0 | | |
| | P2LR (Right-angled) | 5.5 | 2.5 | 9.5 | | |
| | P2MR (Right-angled) | 5.5 | 2.5 | 11.0 | | |
| | Type No. | A | B | C | None | |
| | | OD | ID | L | | |
| | | P2S(S761K) | 5.53 | 2.03 | | 12.06 |
| | | P2K(761K) | 5.53 | 2.54 | | 12.06 |
| | | P2C(S760K) | 5.53 | 2.03 | | 9.52 |
| P2D(760K) | 5.53 | 2.54 | 9.52 | | | |



| Min. Pin Style | Type No. | A | B | C | Quick Adapter Accessory | |
|--|-------------|----------------|--------|--|--|--|
| | | OD | ID | L | | |
| | P3A | 2.35 | 0.7 | 11.0 | Available (Current rating: 5A max.) | |
| | P3B | 4.0 | 1.7 | 11.0 | | |
| | P3C | 4.75 | 1.7 | 11.0 | | |
| Center Pin Style | Type No. | A | B | C | D | Available (Current rating: 7.5A max.) |
| | P4A | 5.5 | 3.4 | 11.0 | 1.0 | |
| | P4B | 6.5 | 4.4 | 11.0 | 1.4 | |
| | P4C | 7.4 | 5.1 | 11.0 | 0.6 | |
| Min. DIN 3 Pin with Lock (male) | Type No. | Pin Assignment | | Available (Current rating: 7.5A max.) | | |
| | R6B | PIN No. | Output | | | |
| | | 1 | +Vo | | | |
| | | 2 | -Vo | | | |
| 3 | +Vo | | | | | |
| Min. DIN 4 Pin with Lock (male) | Type No. | Pin Assignment | | Available (Current rating: 7.5A max.) | | |
| | R7B | PIN No. | Output | | | |
| | | 1 | +Vo | | | |
| | | 2 | -Vo | | | |
| | | 3 | -Vo | | | |
| 4 | +Vo | | | | | |
| Min. DIN 4 Pin with Lock (female) | Type No. | Pin Assignment | | None | | |
| | R7BF | PIN No. | Output | | | |
| | | 1 | +Vo | | | |
| | | 2 | -Vo | | | |
| | | 3 | -Vo | | | |
| 4 | +Vo | | | | | |
| DIN 5 Pin (male) | Type No. | Pin Assignment | | Available (Current rating: 7.5A max.) | | |
| | R1B | PIN No. | Output | | | |
| | | 1 | -Vo | | | |
| | | 2 | -Vo | | | |
| | | 3 | +Vo | | | |
| | | 4 | -Vo | | | |
| 5 | +Vo | | | | | |
| Stripped and tinned leads | Type No. | Pin Assignment | | None | | |
| <p>Length of Land L1 by request (MW's standard length, L: 25 mm, L1: 5 mm) (NOTE: The wire color is for reference only, please refer to the actual product)</p> | by customer | PIN No. | Output | | | |
| | | 1 | +Vo | | | |
| | | 2 | -Vo | | | |

■ Installation Manual

Please refer to : <http://www.meanwell.com/manual.html>