

User's Manual

UL62368-1
ANSI/AAMI ES60601-1BS EN/EN62368-1
BS EN/EN60335-1
BS EN/EN61558-1/-2-16
BS EN/EN60601-1

CB

IEC62368-1 AS/NZS 61558-1/-2-16 GB4943.1 TPTC004
IEC60335-1
IEC61558-1/-2-16
IEC60601-1

EAC CE UKCA



Features

- MEAN WELL Patent Number: ZL 202223277512.1
- 4"x2" compact size with **low profile (25.4mm)**
- 80~264Vac input with PFC, No load power consumption <0.5W
- **Global certificates in multi-fields**
(ITE 62368-1, Medical 60601-1, Household 60335-1, Industrial 61558-1/-2-16)
- **150%peak load @ 3s**
- **140W** convection, **200W** with FAN **10.98CFM** forced-cooled
- Suitable for **Class I** or **Class II** installations
- Over voltage category III (**OVC III**)
- **-40 ~ +80°C** wide range operation temperature
- High efficiency up to 94%
- Protections: Short circuit / Overload / Over voltage / Over temperature
- Extremely low leakage current, **2 x MOPP**, suitable for **BF** medical applications
- Operating altitude up to **5000 meters**
- Built-in 12V/0.5A for external FAN
- 3 years warranty

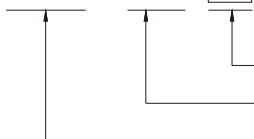
Description

The LOP-200 is a 200W highly reliable, energy-efficient, low-profile open frame type power supply. With a high power density of 25W/in³ within the standard size of 4" x 2", it features a universal input voltage range of 80~264VAC, making it suitable for global applications. The series offers a comprehensive selection of standard voltages, including 12V/15V/18V/24V/27V/36V/48V/54V, and comes in a complete range of models.

The main features of the LOP-200 include: low standby power (<0.5W), high efficiency (up to 94%), capable of providing 140W under natural air cooling and 200W with an additional fan. It has a 150% @ 3 seconds overload capacity, a wide operating temperature range of -40 to +80°C, compliance with OVCIII, suitable for Class I (with FG) or Class II (without FG) systems. The product has obtained multiple safety certifications, including 62368-1/60601-1/61558-1/60335-1, and is designed to meet 2xMOPP and extremely low touch leakage current <70 μA, making it suitable for BF class medical devices. With high product safety and excellent EMC performance, it is versatile and applicable in various fields such as ITE, medical, industrial control, home automation and more. It is a cost-effective slim open frame type power supply.

Model Encoding

LOP - 200 - 12



Output voltage (12V/15V/18V/24V/27V/36V/48V/54V)

Rated wattage

Series name

Applications

- Industrial automation machinery/control system
- Security system
- Mechanical and electrical equipment
- Electronic instruments, equipments or apparatus
- Network equipment
- Telecom devices
- Power sourcing equipment of PoE
- Home automation
- Medical devices

GTIN CODE

MW Search: <https://www.meanwell.com/serviceGTIN.aspx>



200W 4"×2" Low Profile Open Frame Power Supply

LOP-200 series

SPECIFICATION		LOP-200-12	LOP-200-15	LOP-200-18	LOP-200-24	LOP-200-27	LOP-200-36	LOP-200-48	LOP-200-54
OUT PUT									
DC VOLTAGE		12V	15V	18V	24V	27V	36V	48V	54V
CURRENT	Peak(3sec.)	25A	20A	16.7A	12.5A	11.1A	8.3A	6.3A	5.6A
	10.98CFM	16.7A	13.4A	11.1A	8.4A	7.5A	5.6A	4.2A	3.8A
	Convection	11.7A	9.4A	7.8A	5.9A	5.3A	3.9A	3.0A	2.7A
RATED POWER	Peak(3sec.)	300W	300W	300.6W	300W	299.7W	298.8W	302.4W	302.4W
	10.98CFM	200.4W	201W	199.8W	201.6W	202.5W	201.6W	201.6W	205.2W
	Convection	140.4W	141W	140.4W	141.6W	143.1W	140.4W	144W	145.8W
RIPPLE & NOISE (max.) Note.2		120mVp-p	150mVp-p	180mVp-p	200mVp-p	200mVp-p	250mVp-p	250mVp-p	250mVp-p
VOLTAGE ADJ. RANGE (MAIN OUTPUT)		11.4~12.6V	14.3~15.8V	17.1~18.9V	22.8~25.2V	25.6 ~ 29V	34.2 ~37.8V	45.6 ~50.4V	52 ~58V
VOLTAGE TOLERANCE Note.3		±3.0%	±3.0%	±3.0%	±2.0%	±1.0%	±1.0%	±1.0%	±1.0%
LINE REGULATION		±0.5%	±0.5%	±0.5%	±0.5%	±0.5%	±0.5%	±0.5%	±0.5%
LOAD REGULATION		±1.0%	±1.0%	±1.0%	±1.0%	±1.0%	±1.0%	±1.0%	±1.0%
SETUP, RISE TIME		1000ms, 30ms/230Vac 1500ms, 30ms/115Vac at full load							
HOLD UP TIME (Typ.)		16ms@140W load , 8ms@200W load							
INPUT									
VOLTAGE RANGE Note.4		80 ~ 264Vac 113 ~ 370Vdc							
FREQUENCY RANGE		47 ~ 63Hz							
POWER FACTOR		PF>0.95/230Vac PF>0.98/115Vac at full load							
EFFICIENCY (Typ.)		93%	93%	93.5%	94%	94%	94%	94%	94%
AC CURRENT (Typ.)		2.5A/115Vac 1A/230Vac							
INRUSH CURRENT (Typ.)		COLD START 40A/115Vac 80A/230Vac							
LEAKAGE CURRENT		Earth leakage current < 500 μ A(rms) @ 264Vac , touch current < 70 μ A(rms) @ 264Vac							
PROTECTION									
OVERLOAD		105 ~ 150% rated output power, Protection type : Hiccup after 3 sec, recovers automatically(3 sec) after fault condition is removed							
OVER VOLTAGE		13.2 ~ 15.6V	16.5 ~ 19.5V	19.8 ~ 23.4V	26.4 ~ 31.2V	29.7 ~ 35.1V	39.6 ~ 46.8V	52.8 ~ 62.4V	59.4 ~ 67.5V
		Protection type : Shut down o/p voltage, re-power on to recover							
OVER TEMPERATURE		Protection type : Shut down o/p voltage, recovers automatically after temperature goes down or re-power on to recover							
FUNCTION									
EXTERNAL FAN SUPPLY		12V@0.5A for driving a fan (10.98CFM) / 12V@0.1A without fan ; Tolerance -20% ~ +15% at main output 20% rated current							
ENVIRONMENT									
WORKING TEMP.		-40 ~ +80°C (Refer to "Derating Curve")							
WORKING HUMIDITY		20 ~ 90% RH non-condensing							
STORAGE TEMP., HUMIDITY		-40 ~ +85°C, 10 ~ 95% RH non-condensing							
TEMP. COEFFICIENT		±0.03%/°C (0 ~ 50°C)							
VIBRATION		10 ~ 500Hz, 2G 10min./1cycle, 60min. each along X, Y, Z axes							



200W 4"x2" Low Profile Open Frame Power Supply

LOP-200 series

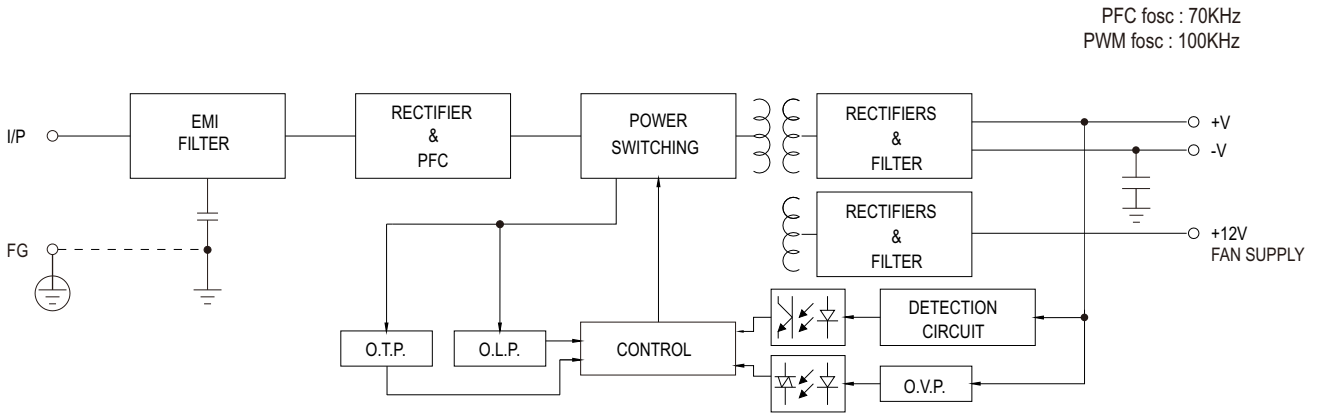
SPECIFICATION	LOP-200-12	LOP-200-15	LOP-200-18	LOP-200-24	LOP-200-27	LOP-200-36	LOP-200-48	LOP-200-54
SAFETY & EMC Note.5								
SAFETY STANDARDS	CB IEC62368-1, IEC60335-1, IEC61558-1/-2-16, IEC60601-1; TUV BS EN/EN62368-1, BS EN/EN60335-1, BS EN/EN61558-1/-2-16, BS EN/EN60601-1(3.2 Version); UL UL62368-1, ANSI / AAMI ES60601-1(3.2 Version) ; CCC GB4943.1 ; RCM AS/NZS 61558-1/-2-16; EAC TPTC 004 approved.							
ISOLATION RESISTANCE	Primary-Secondary: 2xMOPP, Primary-Earth:1xMOPP, Secondary-Earth:1xMOPP							
OVER VOLTAGE CATEGORY	IEC/EN 61558-1/-2-16(OVC III, altitude up to 2000M) IEC/EN/UL 62368-1 (OVC II, altitude up to 5000M) IEC/EN 60335-1 (OVC II, altitude up to 5000M) IEC/EN 60601-1 (OVC II, altitude up to 4000M)							
PROTECTIVE EXTRA-LOW VOLTAGE	IEC/EN61558-2-16 (SELV, 12~48V) IEC/EN/UL 62368-1 (SELV / ES1,12~48V)							
WITHSTAND VOLTAGE	I/P-O/P:4KVac I/P-FG:2KVac O/P-FG:1.5KVac							
ISOLATION RESISTANCE	I/P-O/P, I/P-FG, O/P-FG:100M Ohms / 500VDC / 25°C/ 70% RH							
EMC EMISSION	Parameter	Standard		Test Level / Note				
	Conducted & Radiated	BS EN/EN55032(CISPR32) BS EN/EN55011(CISPR11)		Class I : Class B , Class II : Class A				
		BS EN/EN55014(CISPR32)		Class I : Class B				
	Harmonic Current	BS EN/EN61000-3-2		Class A				
	Voltage Flicker	BS EN/EN61000-3-3		-----				
EMC IMMUNITY	BS EN/EN55035,BS EN/ EN61000-6-2							
	Parameter	Standard		Test Level /Note				
	ESD	BS EN/EN61000-4-2		Level 4, 15KV air ; Level 4, 8KV contact				
	Radiated Susceptibility	BS EN/EN61000-4-3		Level 3, 10V/m(80MHz~2.7GHz) Table 9, 9~28V/m(385MHz~5.78GHz)				
	EFT/Burest	BS EN/EN61000-4-4		Level 3, 2KV				
	Surge	BS EN/EN61000-4-5		Level 4, 4KV/Line-FG ; 2KV/Line-Line				
	Conducted	BS EN/EN61000-4-6		Level 3, 10V				
	Magnetic Field	BS EN/EN61000-4-8		Level 4, 30A/m				
	Voltage Dips and interruptions	BS EN/EN61000-4-11		>95% dip 0. 5 periods, 100% dip 1 periods, 30% dip 25 periods, >95% interruptions 250 periods				
OTHERS								
MTBF	2928.9K hrs min. Telcordia SR-332 (Bellcore) ; 393.9K hrs min. MIL-HDBK-217F (25°C)							
DIMENSION	101.6*50.8* 25.4mm (L*W*H)							
PACKING	0.21Kg; 36pcs/10Kg/0.95CUFT							
NOTE								
<ol style="list-style-type: none"> All parameters NOT specially mentioned are measured at 230VAC input, rated load and 25°C of ambient temperature. Ripple & noise are measured at 20MHz of bandwidth by using a 12" twisted pair-wire terminated with a 0.1μF & 47μF parallel capacitor. Tolerance : includes set up tolerance, line regulation and load regulation. Derating may be needed under low input voltages. Please check the derating curve for more details. The power supply is considered a component which will be installed into a final equipment. All the EMC tests are been executed by mounting the unit on a 360mm*360mm metal plate with 1mm of thickness. The final equipment must be re-confirmed that it still meets EMC directives. For guidance on how to perform these EMC tests, please refer to "EMI testing of component power supplies." (as available on https://www.meanwell.com/Upload/PDF/EMI_statement_en.pdf) 								
※ Product Liability Disclaimer : For detailed information, please refer to https://www.meanwell.com/serviceDisclaimer.aspx								



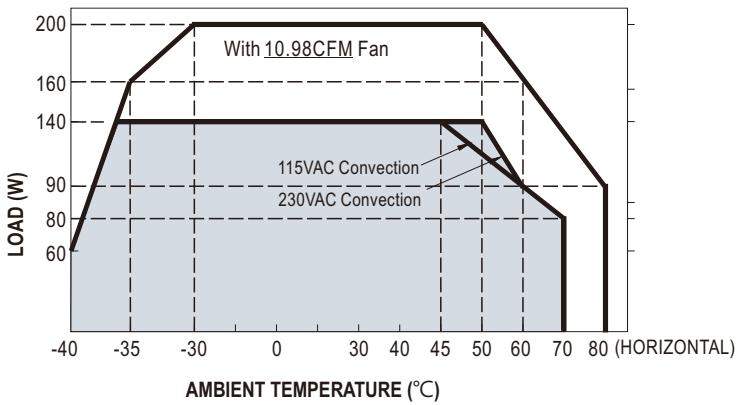
200W 4"×2" Low Profile Open Frame Power Supply

LOP-200 series

Block Diagram

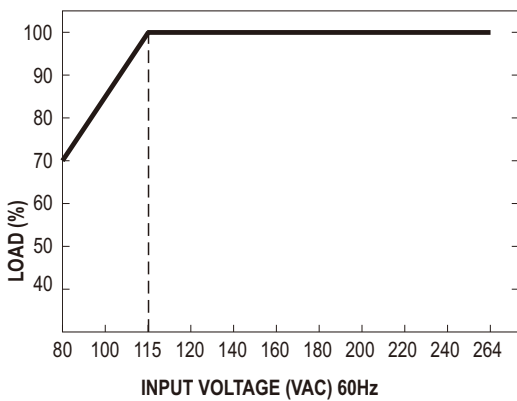


Derating Curve



Cooling	Max. Output Power
Free air convection	140W
Force-cooled with external Fan	200W

Output Derating VS Input Voltage



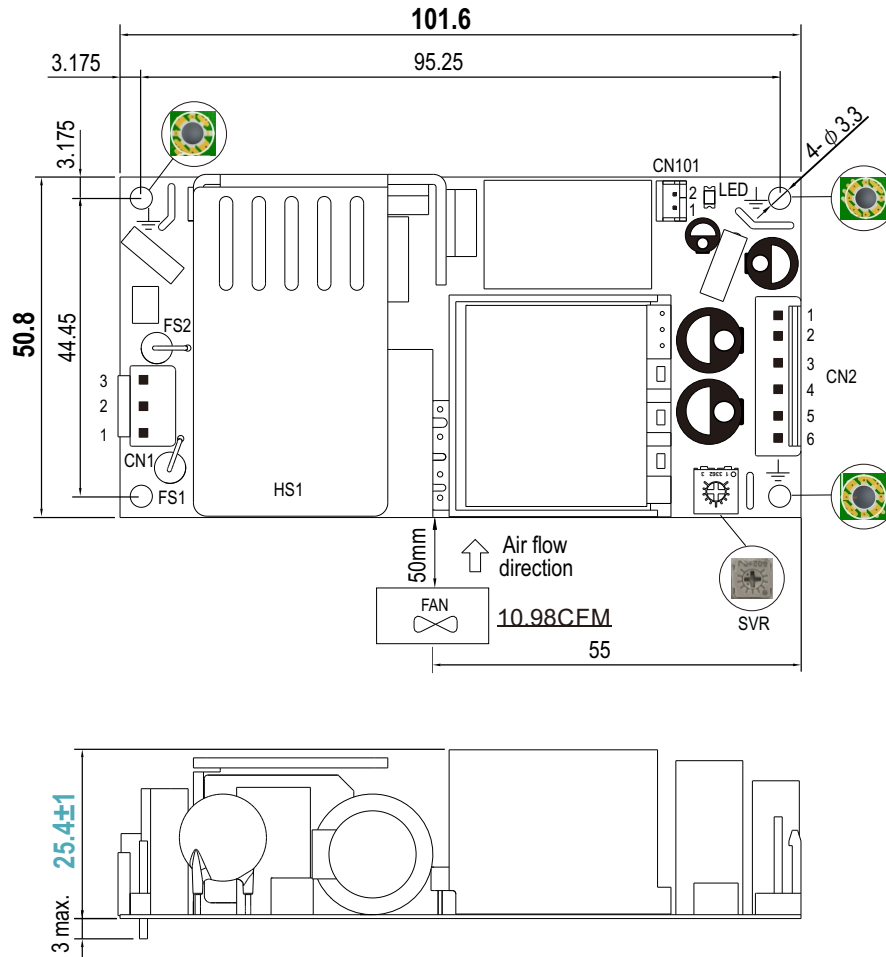


200W 4"×2" Low Profile Open Frame Power Supply

LOP-200 series

■ Mechanical Specification

(Unit: mm , tolerance ± 1 mm)



AC Input Connector (CN1) : JST B3P-VH or equivalent

Pin No.	Assignment	Mating Housing	Terminal
1	AC/L	JST VHR or equivalent	JST SVH-21T-P1.1 or equivalent
2	No Pin		
3	AC/N		

DC Output Connector (CN2) : JST B6P-VH or equivalent

Pin No.	Assignment	Mating Housing	Terminal
1,2,3	+V	JST VHR or equivalent	JST SVH-21T-P1.1 or equivalent
4,5,6	-V		

FAN Connector(CN101) : JSTB2B-PH-K-S or equivalent

Pin No.	Assignment	Mating Housing	Terminal
1	+12Vaux	JST PHR-2 or equivalent	JST SPH-002T-P0.5S or equivalent
2	DC COM		

Note:

Class I System: Mounting holes marked with \perp have to be connected to safety earth.

Class II System: Unnecessary to connect with safety earth.

■ Installation Manual

Please refer to : <http://www.meanwell.com/manual.html>