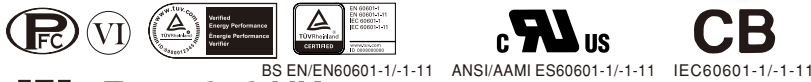




90W AC-DC Reliable Green Medical Adaptor

GSM90B series



TPTC004

■ Features

- 2 pole AC inlet IEC320-C8, Class II power unit
- Medical safety approved (2 x MOPP) according to ANSI/AAMI ES60601-1/-1-11 and IEC/BS EN/EN60601-1/-1-11
- Extremely low leakage current
- No load power consumption < 0.15W
- Energy efficiency level VI and meet CoC Version 5
- -30~+70°C wide range working temperature
- Protections: Short circuit / Overload / Over voltage / Over temperature
- LED indicator for power on
- Lifetime > 90 K hours
- Various DC plug quick adapter accessory available (Plug kit sold sperately, please refer to : https://www.meanwell.com/upload/pdf/DC_plug.pdf)
- 3 years warranty

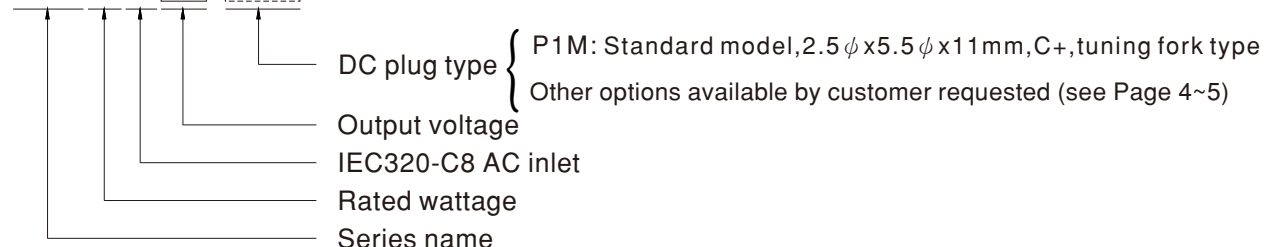
■ Description

GSM90B is a highly reliable, 90W desktop style single-output green medical adaptor series. This product is equipped with a 2-pin (no FG) standard IEC320-C8 power plug, adopting the input range from 80VAC to 264VAC. The entire series supplies different output voltages between 12VDC and 48VDC that can satisfy the demands for various kinds of medical electrical devices. The circuitry design meets the international medical standards (2*MOPP), having an ultra low leakage current (<100μA), fitting the medical devices in direct electrical contact with the patients.

With the efficiency up to 91% and the extremely low no-load power consumption below 0.15W, GSM90B is compliant with USA EISA 2007/DoE, Canada NRCAN, Australia and New Zealand MEPS, EU ErP, and meet Code of Conduct (CoC) Version 5. The supreme feature allows the adaptor to save the energy when it is either under the operating mode or the standby mode. The entire series utilizes the 94V-0 flame retardant plastic case, providing the double insulation that effectively prevents electrical shock. GSM90B is approved with the international medical safety certificates.

■ Model Encoding

GSM90B 12 -P1M



■ Applications

- Mobile clinical workstation
- Oral irrigator
- Portable hemodialysis machine
- Breath Machine
- Medical computer monitor

■ GTIN CODE

MW Search: <https://www.meanwell.com/serviceGTIN.aspx>

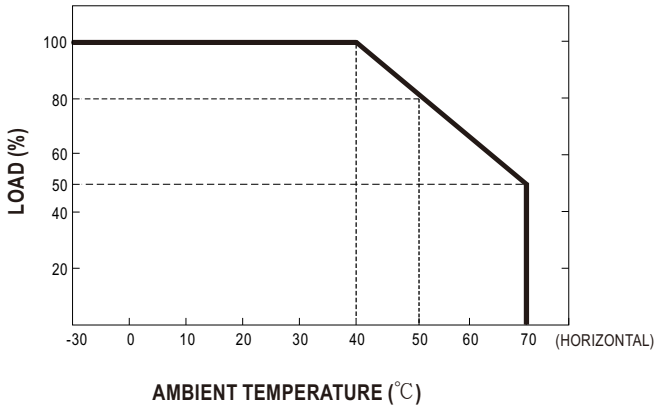




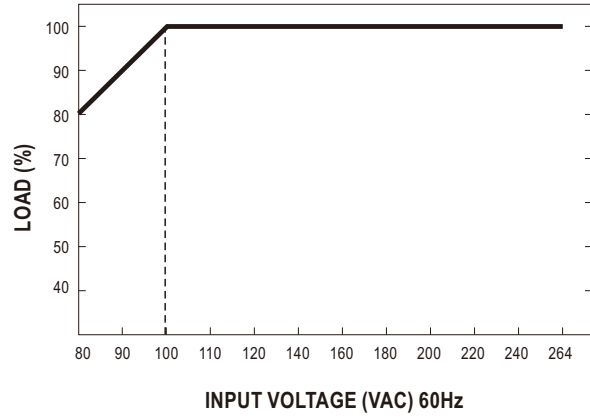
SPECIFICATION

| ORDER NO. | GSM90B12-P1M | GSM90B15-P1M | GSM90B19-P1M | GSM90B24-P1M | GSM90B48-P1M | | |
|----------------------------------|--|---|--|--|------------------------|--|--|
| OUTPUT | SAFETY MODEL NO. | GSM90B12 | GSM90B15 | GSM90B19 | GSM90B24 | GSM90B48 | |
| | DC VOLTAGE Note.2 | 12V | 15V | 19V | 24V | 48V | |
| | RATED CURRENT | 6.67A | 6A | 4.74A | 3.75A | 1.87A | |
| | CURRENT RANGE | 0 ~ 6.67A | 0 ~ 6A | 0 ~ 4.74A | 0 ~ 3.75A | 0 ~ 1.87A | |
| | RATED POWER (max.) | 80W | 90W | 90W | 90W | 90W | |
| | RIPPLE & NOISE (max.) Note.3 | 120mVp-p | 120mVp-p | 120mVp-p | 180mVp-p | 200mVp-p | |
| | VOLTAGE TOLERANCE Note.4 | ±5.0% | ±5.0% | ±4.0% | ±3.0% | ±2.5% | |
| | LINE REGULATION Note.5 | ±1.0% | ±1.0% | ±1.0% | ±1.0% | ±1.0% | |
| | LOAD REGULATION | ±5.0% | ±5.0% | ±4.0% | ±3.0% | ±2.5% | |
| | SETUP, RISE TIME Note.6 | 100ms, 50ms / 230VAC | 150ms, 50ms / 115VAC at full load | | | | |
| HOLD UP TIME (Typ.) | 30ms / 230VAC | 20ms / 115VAC at full load | | | | | |
| INPUT | VOLTAGE RANGE Note.7 | 80 ~ 264VAC 113 ~ 370VDC | | | | | |
| | FREQUENCY RANGE | 47 ~ 63Hz | | | | | |
| | POWER FACTOR (Typ.) | PF>0.91 / 230VAC | PF>0.95 / 115VAC at full load | | | | |
| | EFFICIENCY (Typ.) | 88% | 89% | 89% | 90% | 91% | |
| | AC CURRENT (Typ.) | 1.3A / 115VAC | 0.6A / 230VAC | | | | |
| | INRUSH CURRENT (Typ.) | Cold start 30A / 115VAC | 60A / 230VAC | | | | |
| | LEAKAGE CURRENT(max.) | Touch current < 100µA/264VAC | | | | | |
| PROTECTION | OVERLOAD | 110 ~ 150% rated output power Protection type : Hiccup mode, recovers automatically after fault condition is removed | | | | | |
| | OVER VOLTAGE | 105 ~ 135% rated output voltage Protection type : Shut down o/p voltage, re-power on to recover | | | | | |
| | OVER TEMPERATURE | Shut down o/p voltage, re-power on to recover | | | | | |
| ENVIRONMENT | WORKING TEMP. | -30 ~ +70°C (Refer to "Derating Curve") | | | | | |
| | WORKING HUMIDITY | 20% ~ 90% RH non-condensing | | | | | |
| | STORAGE TEMP., HUMIDITY | -40 ~ +85°C, 10 ~ 95% RH non-condensing | | | | | |
| | TEMP. COEFFICIENT | ±0.03% / °C (0 ~ 40°C) | | | | | |
| | VIBRATION | 10 ~ 500Hz, 2G 10min./1cycle, period for 60min. each along X, Y, Z axes | | | | | |
| OPERATING ALTITUDE Note.8 | 3000 meters | | | | | | |
| SAFETY & EMC (Note. 9) | SAFETY STANDARDS | IEC 60601-1:2005+A1+A2; IEC 60601-1-11:2015+A1, TUV BS EN/ EN 60601-1:2006+A1+A12+A2; BS EN/ EN 60601-1-11:2015+A1 ANSI/AAMI ES60601-1:2005+A2; ANSI/AAMI HA60601-1-11+A1, CAN/CSA C22.2 No. 60601-1:2014+A2; CSA C22.2 NO. 60601-1-11:2015+A1 EAC TP TC 004 approved | | | | | |
| | ISOLATION LEVEL | Primary-Secondary: 2xMOPP | | | | | |
| | WITHSTAND VOLTAGE | I/P-O/P: 4KVAC | | | | | |
| | ISOLATION RESISTANCE | I/P-O/P: 100M Ohms / 500VDC / 25°C / 70% RH | | | | | |
| | EMC EMISSION | Parameter | Standard | | | Test Level / Note | |
| | | Conducted emission | BS EN/EN55011 (CISPR11), FCC PART 15 / CISPR22, CAN ICES-3(B)/NMB-3(B) | | | Class B | |
| | | Radiated emission | BS EN/EN55011 (CISPR11), FCC PART 15 / CISPR22, CAN ICES-3(B)/NMB-3(B) | | | Class B | |
| | | Harmonic current | BS EN/EN61000-3-2 | | | Class A | |
| | | Voltage flicker | BS EN/EN61000-3-3 | | | ----- | |
| | EMC IMMUNITY | BS EN/EN60601-1-2, BS EN/EN61204-3 | | | | | |
| | | Parameter | Standard | | | Test Level / Note | |
| | | ESD | BS EN/EN61000-4-2 | | | Level 4, 15KV air ; Level 4, 8KV contact | |
| | | RF field susceptibility | BS EN/EN61000-4-3 | | | Level 3, 10V/m(80MHz~2.7GHz) Table 9, 9~28V/m(385MHz~5.78GHz) | |
| EFT bursts | | BS EN/EN61000-4-4 | | | Level 3, 2KV | | |
| Surge susceptibility | | BS EN/EN61000-4-5 | | | Level 3, 1KV/Line-Line | | |
| Conducted susceptibility | | BS EN/EN61000-4-6 | | | Level 3, 10V | | |
| Magnetic field immunity | | BS EN/EN61000-4-8 | | | Level 4, 30A/m | | |
| Voltage dip, interruption | BS EN/EN61000-4-11 | | | 100% dip 1 periods, 30% dip 25 periods, 100% interruptions 250 periods | | | |
| OTHERS | MTBF | 2743.3K hrs min. Telcordia SR-332 (Bellcore) ; 353.3K hrs min. MIL-HDBK-217F (25°C) | | | | | |
| | DIMENSION | 145*60*32mm (L*W*H) | | | | | |
| | PACKING | 0.45Kg; 30pcs/14.5Kg/0.9CUFT | | | | | |
| CONNECTOR | PLUG | See page 4-5 ; Other type available by customer requested | | | | | |
| | CABLE | See page 4-5 ; Other type available by customer requested | | | | | |
| NOTE | <p>1. All parameters are specified at 230VAC input, rated load, 25°C 70% RH ambient.</p> <p>2. DC voltage: The output voltage set at point measure by plug terminal & 50% load.</p> <p>3. Ripple & noise are measured at 20MHz by using a 12" twisted pair terminated with a 0.1 µF & 47 µF capacitor.</p> <p>4. Tolerance: includes set up tolerance, line regulation, load regulation.</p> <p>5. Line regulation is measured from low line to high line at rated load.</p> <p>6. Length of set up time is measured at first cold start. Turning ON/OFF the power supply may lead to increase of the set up time.</p> <p>7. Derating may be needed under low input voltage. Please check the derating curve for more details.</p> <p>8. The ambient temperature derating of 3.5°C/1000m with fanless models and of 5°C/1000m with fan models for operating altitude higher than 2000m(6500ft).</p> <p>9. The power supply is considered as an independent unit, but the final equipment still need to re-confirm that the whole system complies with the EMC directives. For guidance on how to perform these EMC tests, please refer to "EMI testing of component power supplies." (as available on https://www.meanwell.com/Upload/PDF/EMI_statement_en.pdf)</p> <p>※ Product Liability Disclaimer : For detailed information, please refer to https://www.meanwell.com/serviceDisclaimer.aspx</p> | | | | | | |

■ Derating Curve



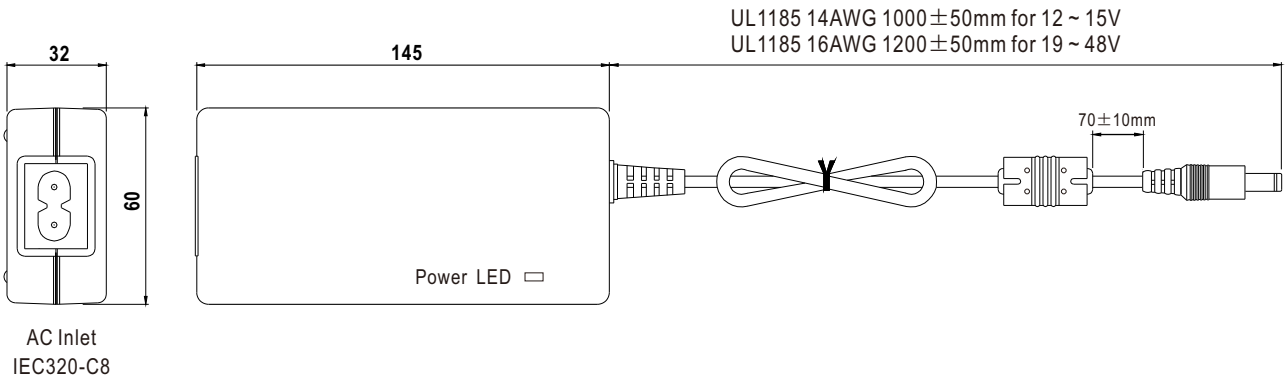
■ Static Characteristics



■ Mechanical Specification

(Unit: mm, tolerance ± 1mm)

Case No. GS90A



■ DC output plug

◎ Standard plug: P1M

| P1M | | Pin Assignment | |
|-----|--|----------------|--------|
| | | | |
| | | Outside | Inside |

◎ DC plug changeable through:



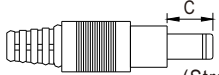





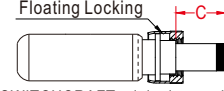


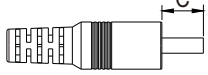

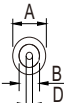
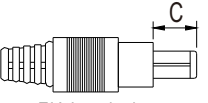
- (1) Customization of the standard part with an optional DC plug according to the table (MOQ applicable)
- (2) Quick adapter accessory (sold separately without MOQ)


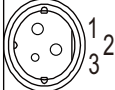
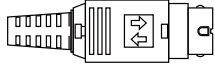

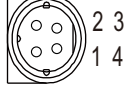
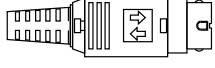


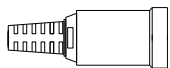




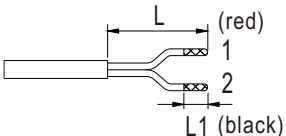
Please refer to below table and online selection guide : https://www.meanwell.com/upload/pdf/DC_plug.pdf

Example quick adapter accessory:



◎ Optional DC plug: (Available in customized cable or quick adapter)

| Tuning Fork Style | | Type No. | A | B | C | Quick Adapter Accessory | |
|--|------------|----------|------|-------|--|-------------------------|------|
| | | | OD | ID | L | | |
|  <div style="display: flex; justify-content: space-around;"> <div style="text-align: center;">  <p>A B</p> </div> <div style="text-align: center;">  <p>C (Straight)</p> </div> </div> | P1I | 5.5 | 2.1 | 9.5 | Available (Current rating: 7.5A max.) | | |
| | P1L | 5.5 | 2.5 | 9.5 | | | |
| | P1J | 5.5 | 2.1 | 11.0 | | | |
| | P1JR | 5.5 | 2.1 | 11.0 | | | |
| | P1IR | 5.5 | 2.1 | 9.5 | | | |
| | P1LR | 5.5 | 2.5 | 9.5 | | | |
| | | P1MR | 5.5 | 2.5 | 11.0 | | |
| | | | | | | | |
| Barrel Style | | Type No. | A | B | C | None | |
| | | | OD | ID | L | | |
|  <div style="display: flex; justify-content: space-around;"> <div style="text-align: center;">  <p>A B</p> </div> <div style="text-align: center;">  <p>C (Straight)</p> </div> </div> | P2I | 5.5 | 2.1 | 9.5 | | | |
| | P2J | 5.5 | 2.1 | 11.0 | | | |
| | P2L | 5.5 | 2.5 | 9.5 | | | |
| | P2M | 5.5 | 2.5 | 11.0 | | | |
| | P2IR | 5.5 | 2.1 | 9.5 | | | |
| | P2JR | 5.5 | 2.1 | 11.0 | | | |
| | P2LR | 5.5 | 2.5 | 9.5 | | | |
| | P2MR | 5.5 | 2.5 | 11.0 | | | |
| | | | | | | | |
| Lock Style | | Type No. | A | B | C | None | |
| | | | OD | ID | L | | |
|  <div style="display: flex; justify-content: space-around;"> <div style="text-align: center;">  <p>A B</p> </div> <div style="text-align: center;">  <p>Floating Locking SWITCHCRAFT original or equivalent C</p> </div> </div> | P2S(S761K) | 5.53 | 2.03 | 12.06 | | | |
| | P2K(761K) | 5.53 | 2.54 | 12.06 | | | |
| | P2C(S760K) | 5.53 | 2.03 | 9.52 | | | |
| | P2D(760K) | 5.53 | 2.54 | 9.52 | | | |
| | | | | | | | |
| Min. Pin Style | | Type No. | A | B | C | None | |
| | | | OD | ID | L | | |
|  <div style="display: flex; justify-content: space-around;"> <div style="text-align: center;">  <p>A B</p> </div> <div style="text-align: center;">  <p>EIAJ equivalent C</p> </div> </div> | P3A | 2.35 | 0.7 | 11.0 | | | |
| | P3B | 4.0 | 1.7 | 11.0 | | | |
| | P3C | 4.75 | 1.7 | 11.0 | | | |
| | | | | | | | |
| Center Pin Style | | Type No. | A | B | C | D | None |
| | | | OD | ID | L | Center Pin | |
|  <div style="display: flex; justify-content: space-around;"> <div style="text-align: center;">  <p>A B D</p> </div> <div style="text-align: center;">  <p>EIAJ equivalent C</p> </div> </div> | P4A | 5.5 | 3.4 | 11.0 | 1.0 | | |
| | P4B | 6.5 | 4.4 | 11.0 | 1.4 | | |
| | P4C | 7.4 | 5.1 | 11.0 | 0.6 | | |

| Min. DIN 3 Pin with Lock (male) | Type No. | Pin Assignment | | Quick Adapter Accessory |
|---|-------------|----------------|--------|--|
| | | PIN No. | Output | |
|    KYCON KPPX-3P equivalent | R6B | 1 | +Vo | None |
| | | 2 | -Vo | |
| | | 3 | +Vo | |
| Min. DIN 4 Pin with Lock (male) | Type No. | Pin Assignment | | Available (Current rating: 7.5A max.) |
|    KYCON KPPX-4P equivalent | R7B | 1 | +Vo | |
| | | 2 | -Vo | |
| | | 3 | -Vo | |
| | | 4 | +Vo | |
| Min. DIN 4 Pin with Lock (female) | Type No. | Pin Assignment | | None |
|    KYCON KPJX-CM-4S equivalent | R7BF | 1 | +Vo | |
| | | 2 | -Vo | |
| | | 3 | -Vo | |
| | | 4 | +Vo | |
| DIN 5 Pin (male) | Type No. | Pin Assignment | | None |
|    | R1B | 1 | -Vo | |
| | | 2 | -Vo | |
| | | 3 | +Vo | |
| | | 4 | -Vo | |
| | | 5 | +Vo | |
| Stripped and tinned leads | Type No. | Pin Assignment | | None |
|   Length of Land L1 by request (MW's standard length, L: <u>25</u> mm, L1: <u>5</u> mm) (NOTE: The wire color is for reference only, please refer to the actual product) | by customer | 1 | +Vo | |
| | | 2 | -Vo | |

■ Installation Manual

Please refer to : <http://www.meanwell.com/manual.html>