



User's Manual



Video



## Features

- Interchangeable AC plugs (plug kit sold sperately)
- Universal AC input / Full range
- No load power consumption < 0.075W
- **Energy efficiency Level VI**
- Comply with EISA 2007/DoE, EU ErP
- Class II power (without earth pin)
- Protections: Short circuit / Overload / Over voltage
- Pass LPS
- Fully enclosed plastic case
- LED indicator for power on
- **Various DC plug quick adapter accessory available**  
(Plug kit sold sperately, please refer to : [https://www.meanwell.com/upload/pdf/DC\\_plug.pdf](https://www.meanwell.com/upload/pdf/DC_plug.pdf))
- 2 years warranty

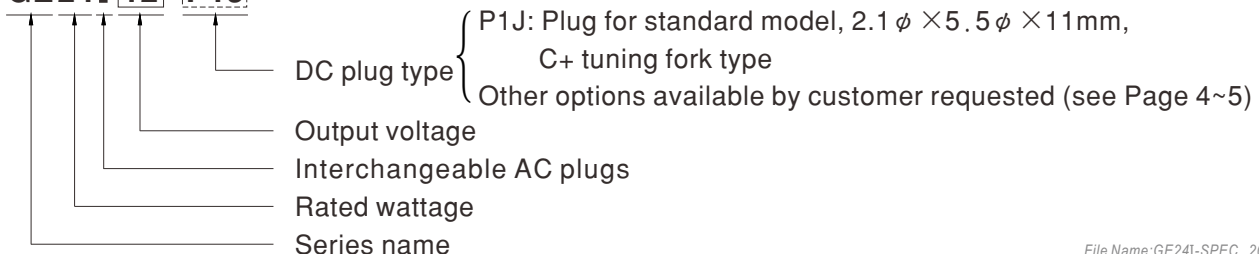
## Description

GE24I is a highly reliable, 24W wall-mounted style single-output green adaptor series, which is compact and convenient for carry. This product is equipped with an interchangeable AC plug (4 types, including European type, USA type, U.K. type and Australian type) that makes it very suitable for businessmen to use in the major countries around the globe. GE24I is a class II power unit (without FG), accepting the input range from 90VAC to 264VAC that it can satisfy the demands for various types of electrical devices.

With the working efficiency up to 89% and the extremely low no-load power consumption below 0.075W, GE24I is compliant with the latest USA energy regulation EISA 2007/DoE (Level VI) and EU ErP. The supreme feature allows the adaptor to save the energy when it is under either the operating mode or the standby mode. The entire series is approved for international safety regulations; moreover, it adopts the 94V-0 flame retardant plastic case that it can effectively prevent users from electric hazard.

## Model Encoding

GE24I 12 -P1J



## Applications

- Consumer electronic devices
- Telecommunication devices
- Office facilities
- Industrial equipments

## GTIN CODE





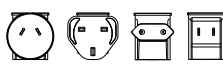
MW Search: <https://www.meanwell.com/serviceGTIN.aspx>



## 24W AC-DC Interchangeable Industrial Adaptor

GE24I series

## Interchangeable AC plug specifically for GE12/18/24/30/40I

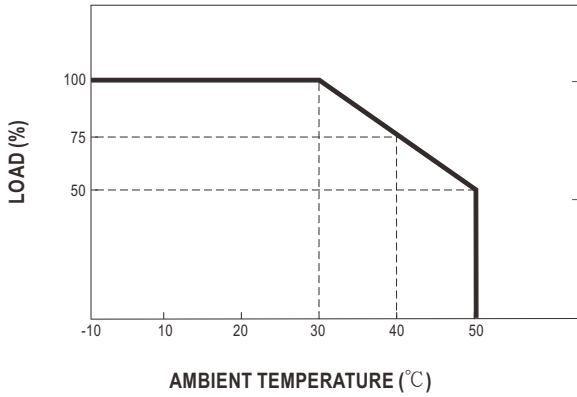
TYPE					
	Australian type	U.K type	European type	US type	Mix four type
ORDER NO.	AC plug-AU	AC plug-UK	AC plug-EU	AC plug-US	AC plug-MIX

## SPECIFICATION

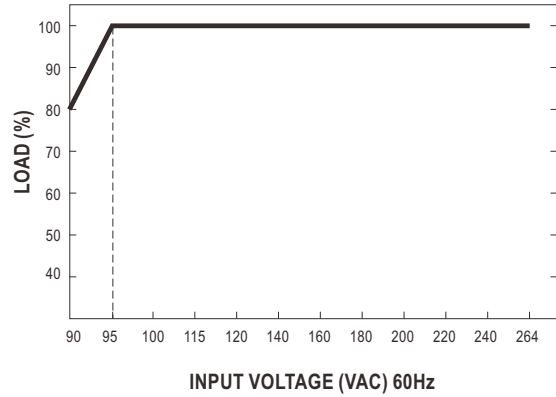
POWER SUPPLY MAIN BODY ORDER NO.	GE24I05-P1J	GE24I07-P1J	GE24I09-P1J	GE24I12-P1J	GE24I15-P1J	GE24I18-P1J	GE24I24-P1J	GE24I48-P1J		
OUTPUT	SAFETY MODEL NO.	GE24I05	GE24I07	GE24I09	GE24I12	GE24I15	GE24I18	GE24I24	GE24I48	
	DC VOLTAGE <span style="float:right">Note.2</span>	5V	7.5V	9V	12V	15V	18V	24V	48V	
	RATED CURRENT	3.0A	2.0A	2.22A	2.0A	1.6A	1.33A	1.0A	0.5A	
	CURRENT RANGE	0 ~ 3.0A	0 ~ 2.0A	0 ~ 2.22A	0 ~ 2.0A	0 ~ 1.6A	0 ~ 1.33A	0 ~ 1.0A	0 ~ 0.5A	
	RATED POWER (max.)	15W	15W	20W	24W	24W	24W	24W	24W	
	RIPPLE & NOISE (max.) <span style="float:right">Note.3</span>	50mVp-p	75mVp-p	100mVp-p	120mVp-p	150mVp-p	180mVp-p	240mVp-p	300mVp-p	
	VOLTAGE TOLERANCE <span style="float:right">Note.4</span>	±5.0%	±5.0%	±5.0%	±3.0%	±3.0%	±3.0%	±3.0%	±3.0%	
	LINE REGULATION <span style="float:right">Note.5</span>	±1.0%	±1.0%	±1.0%	±1.0%	±1.0%	±1.0%	±1.0%	±1.0%	
	LOAD REGULATION <span style="float:right">Note.6</span>	±5.0%	±5.0%	±5.0%	±3.0%	±3.0%	±3.0%	±3.0%	±3.0%	
SETUP, RISE, HOLD UP TIME	4000ms, 100ms, 30ms / 230VAC				4000ms, 100ms, 10ms / 115VAC at full load					
INPUT	VOLTAGE RANGE <span style="float:right">Note.7</span>	90 ~ 264VAC		135 ~ 370VDC						
	FREQUENCY RANGE	47 ~ 63Hz								
	EFFICIENCY (Typ.)	81%	83%	85.5%	86%	86%	87%	87.5%	89%	
	AC CURRENT	0.7A / 100VAC		0.4A / 230VAC						
	INRUSH CURRENT (max.)	COLD START 40A / 100VAC		80A / 230VAC						
	LEAKAGE CURRENT (max.)	0.25mA / 240VAC								
PROTECTION	OVERLOAD	110% ~ 200% rated output power Protection type : Hiccup mode, recovers automatically after fault condition is removed								
	OVER VOLTAGE	115% ~ 135% rated output voltage Protection type : Clamp by zener diode								
ENVIRONMENT	WORKING TEMP.	-10 ~ +50°C (Refer to "Derating Curve")								
	WORKING HUMIDITY	20% ~ 90% RH non-condensing								
	STORAGE TEMP., HUMIDITY	-20 ~ +85°C, 10 ~ 95% RH								
	TEMP. COEFFICIENT	±0.03% / °C (0 ~ 30°C)								
	VIBRATION	10 ~ 500Hz, 2G 10min./1cycle, period for 60min. each along X, Y, Z axes								
SAFETY & EMC (Note. 8)	SAFETY STANDARDS	UL62368-1, CSA C22.2 NO. 62368-1, TUV BS EN/EN62368-1, AS/NZS 60950.1, CCC GB4943, EAC TP TC 004 approved								
	WITHSTAND VOLTAGE	I/P-O/P:4242VDC								
	ISOLATION RESISTANCE	I/P-O/P:100M Ohms / 500VDC / 25°C / 70% RH								
	EMC EMISSION	Parameter	Standard				Test Level / Note			
		Conducted emission	BS EN/EN55032(CISPR32)				Class B			
	Radiated emission	BS EN/EN55032(CISPR32)				Class B				
	EMC IMMUNITY	Parameter	Standard				Test Level / Note			
		ESD	BS EN/EN61000-4-2				Level 3, 8KV air; Level 2, 4KV contact			
		RF field susceptibility	BS EN/EN61000-4-3				Level 2, 3V/m			
		EFT bursts	BS EN/EN61000-4-4				Level 2, 1KV			
Surge susceptibility		BS EN/EN61000-4-5				Level 3, 1KV/L-N				
Conducted susceptibility		BS EN/EN61000-4-6				Level 2, 3V				
Magnetic field immunity		BS EN/EN61000-4-8				Level 1, 1A/m				
Voltage dips , interruption	BS EN/EN61000-4-11				>95% dip 0. 5 periods, 30% dip 25 periods, >95% interruptions 250 periods					
OTHERS	LIFE	2 years : 100% load 30°C, 8 hours / day								
	MTBF	100Khrs min. MIL-HDBK-217F (25°C)								
	DIMENSION	81*43*40.5mm (L*W*H)								
	PACKING	134g ; 50pcs / 8.4kg / CARTON								
DC OUTPUT CONNECTOR	PLUG	See page 4~5 ; Other type available by customer requested								
	CABLE	See page 4~5 ; Other type available by customer requested								
NOTE	<p>1.All parameters are specified at 230VAC input, rated load, 25°C 70% RH ambient.</p> <p>2.DC voltage: The output voltage set at point measure by plug terminal &amp; 50% load.</p> <p>3.Ripple &amp; noise are measured at 20MHz by using a 12" twisted pair terminated with a 0.1uf &amp; 47uf capacitor.</p> <p>4.Tolerance: includes set up tolerance, line regulation, load regulation.</p> <p>5.Line regulation is measured from low line to high line at rated load.</p> <p>6.Load regulation is measured from 10% to 100% rated load</p> <p>7.Derating may be needed under low input voltage. Please check the derating curve for more details.</p> <p>8.The power supply is considered as an independent unit, but the final equipment still need to re-confirm that the whole system complies with the EMC directives. For guidance on how to perform these EMC tests, please refer to "EMI testing of component power supplies." (as available on <a href="http://www.meanwell.com">http://www.meanwell.com</a>)</p> <p>9.Main body unit and AC inlet plug should be ordered separately ; it needs to be used along with any of the AC inlet plug.</p> <p>※ Product Liability Disclaimer : For detailed information, please refer to <a href="https://www.meanwell.com/serviceDisclaimer.aspx">https://www.meanwell.com/serviceDisclaimer.aspx</a></p>									



Derating Curve

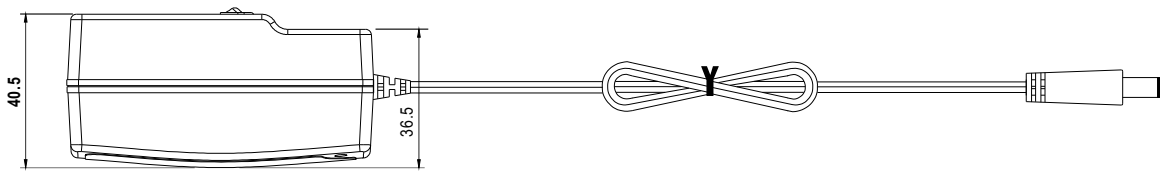


Static Characteristics

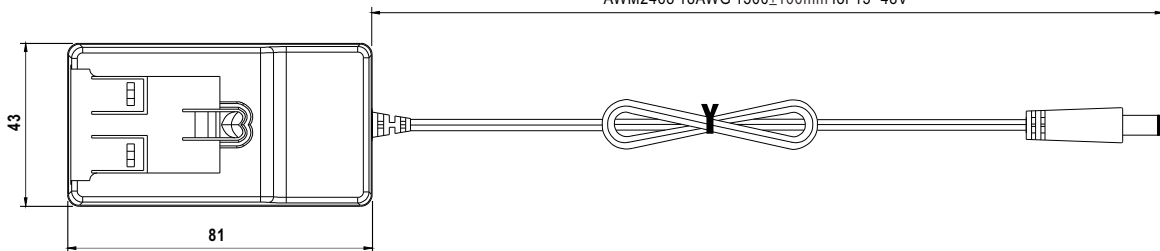


Mechanical Specification

Unit:mm



AWM2468 16AWG 1000±50mm for 5-12V  
AWM2468 18AWG 1500±100mm for 15-48V





■ DC output plug

◎ Standard plug: P1J

Unit:mm

P1J	Pin Assignment
	Outside  Inside

◎ DC plug changeable through:

- (1) Customization of the standard part with an optional DC plug according to the table (MOQ applicable)
- (2) Quick adapter accessory (sold separately without MOQ)

Please refer to below table and online selection guide : [https://www.meanwell.com/upload/pdf/DC\\_plug.pdf](https://www.meanwell.com/upload/pdf/DC_plug.pdf)

Example quick adapter accessory:



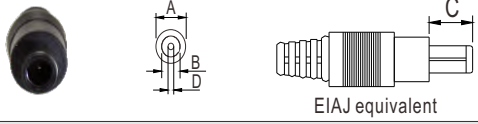
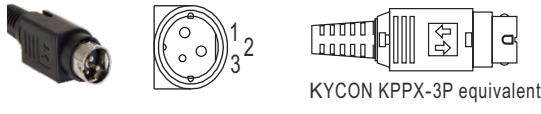
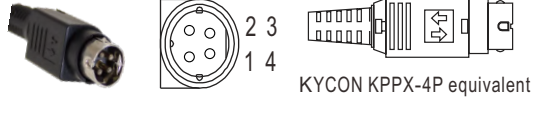
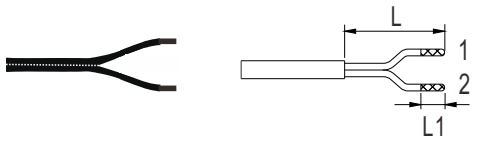
◎ Optional DC plug: (Available in customized cable or quick adapter)

Tuning Fork Style		Type No.	A	B	C	Quick Adapter Accessory		
			OD	ID	L			
		P1I	5.5	2.1	9.5	Available (Current rating: 7.5A max.)		
		P1L	5.5	2.5	9.5			
		P1M	5.5	2.5	11.0			
		P1IR	5.5	2.1	9.5			
		P1JR	5.5	2.1	11.0			
		P1LR	5.5	2.5	9.5			
		P1MR	5.5	2.5	11.0			
Barrel Style		Type No.	A	B	C	None		
			OD	ID	L			
		P2I	5.5	2.1	9.5			
		P2J	5.5	2.1	11.0			
		P2L	5.5	2.5	9.5			
		P2M	5.5	2.5	11.0			
		P2IR	5.5	2.1	9.5			
		P2JR	5.5	2.1	11.0			
		P2LR	5.5	2.5	9.5			
		P2MR	5.5	2.5	11.0			
		Lock Style		Type No.	A	B	C	None
					OD	ID	L	
		P2S(S761K)	5.53	2.03	12.06			
		P2K(761K)	5.53	2.54	12.06			
		P2C(S760K)	5.53	2.03	9.52			
		P2D(760K)	5.53	2.54	9.52			
SWITCHCRAFT original or equivalent								
Min. Pin Style		Type No.	A	B	C	Available (Current rating: 5A max.)		
			OD	ID	L			
		P3A	2.35	0.7	11.0			
		P3B	4.0	1.7	11.0			
		P3C	4.75	1.7	11.0			



24WAC-DC Interchangeable Industrial Adaptor

**GE24I** series

Center Pin Style	Type No.	A	B	C	D	Quick Adapter Accessory	
		OD	ID	L	Center Pin		
 <p>EIAJ equivalent</p>	P4A	5.5	3.4	11.0	1.0	Available (Current rating: 7.5A max.)	
	P4B	6.5	4.4	11.0	1.4		
	P4C	7.4	5.1	11.0	0.6		
Min. DIN 3 Pin with Lock (male)	Type No.	Pin Assignment		Available (Current rating: 7.5A max.)			
 <p>KYCON KPPX-3P equivalent</p>	R6B	PIN No.	Output				
		1	+Vo				
		2	-Vo				
<th>Min. DIN 4 Pin with Lock (male)</th> <th>Type No.</th> <th colspan="2">Pin Assignment</th> <th colspan="3" rowspan="4">Available (Current rating: 7.5A max.)</th>	Min. DIN 4 Pin with Lock (male)	Type No.	Pin Assignment		Available (Current rating: 7.5A max.)		
	 <p>KYCON KPPX-4P equivalent</p>	R7B	PIN No.	Output			
			1	+Vo			
			2	-Vo			
3			-Vo				
<th>Stripped and tinned leads</th> <th>Type No.</th> <th colspan="2">Pin Assignment</th> <th colspan="3" rowspan="4">None</th>	Stripped and tinned leads	Type No.	Pin Assignment		None		
	 <p>Length of Land L1 by request (MW's standard length, L: <u>25</u> mm, L1: <u>10</u> mm)</p>	by customer	PIN No.	Output			
			1 (Ribbed)	+Vo			
	2 (Letter)	-Vo					

■ Installation Manual

Please refer to : <http://www.meanwell.com/manual.html>